

Bhavdiya Public school

Summer Holiday Homework

Class 3

Dear Parents,

Warm Greetings!

The new academic session began with lots of excitement, smiling faces, and joyful learning experiences. Though it has been only a short journey of one and a half months together, our little learners have already started feeling comfortable, confident, and happy in their school environment.

We truly enjoyed watching them learn new things, make friends, participate in activities, and grow each day with curiosity and enthusiasm. Now it is time for a refreshing summer break filled with fun, family bonding, creativity, and learning through everyday experiences.

Summer vacation is a wonderful opportunity for children to relax, explore, and spend quality time with their loved ones. We encourage you to help your child continue learning in simple and joyful ways.

Here are few suggestions for a Happy and Fruitful Vacation

- ❖ Encourage your child to read books daily.
- ❖ Help them practice good habits like arranging toys, folding clothes, and keeping their room clean.
- ❖ Spend quality family time by talking, playing indoor games, and sharing stories.
- ❖ Motivate your child to draw, colour, dance, sing, and explore creative activities.
- ❖ Encourage outdoor play and simple physical activities for a healthy routine.
- ❖ Teach your child to care for nature by watering plants and feeding birds.
- ❖ Limit screen time and encourage more interactive and hands-on experiences.
- ❖ Revise simple concepts taught in class through fun activities and conversations.
- ❖ Let your child enjoy the beauty of summer mornings and evenings with family walks and playful moments.

Your love, encouragement, and involvement make a big difference in your child's learning journey. Together, let us help our little ones grow into happy, confident, and responsible learners.

Wishing you and your family a joyful, safe, and refreshing summer vacation!

Regards,

BPS



Edit with WPS Office

Q-1 Find the hidden parts of computer and circle it.



The word search puzzle is a 10x10 grid of letters. The words to be found are: Keyboard, Printer, Mouse, Webcam, Game Controller, Monitor, CPU, and Headset. The words are hidden in the grid as follows:

A	C	W	E	B	C	A	M	O	T
D	E	V	Y	M	O	U	S	E	R
L	J	A	Y	O	R	I	V	H	P
V	O	I	C	N	E	N	E	T	R
T	Y	P	E	I	F	L	E	A	I
E	S	C	A	T	B	Y	O	X	N
M	T	L	P	O	S	C	P	U	T
R	I	N	T	R	O	M	Q	U	E
X	C	O	M	N	D	B	H	S	R
U	K	E	Y	B	O	A	R	D	Z

Surrounding the grid are images of the following items: Keyboard (top center), Printer (left), Mouse (right), Webcam (right), Monitor (left), CPU (bottom center), and Game Controller (bottom right).



Q-2 Look at the pictures and write whether they are Hardware or Software in the correct column.

No	Name	Image	Software	Hardware
1	Monitor			
2	Windows (Operating System)			
3	Mouse			
4	Printer			
5	Chrome			
6	Microsoft Word			
7	Keyboard			
8	Speaker			
9	Gmail			
10	Spreadsheets			



Edit with WPS Office




Q-3 Fill in the boxes with the letters " I , P and O " .

I - Input **P-Process** **O -Output**




Making Orange Juice

		
<input type="text"/>	<input type="text"/>	<input type="text"/>

Making Birthday cake

		
<input type="text"/>	<input type="text"/>	<input type="text"/>

Making clay model

		
<input type="text"/>	<input type="text"/>	<input type="text"/>

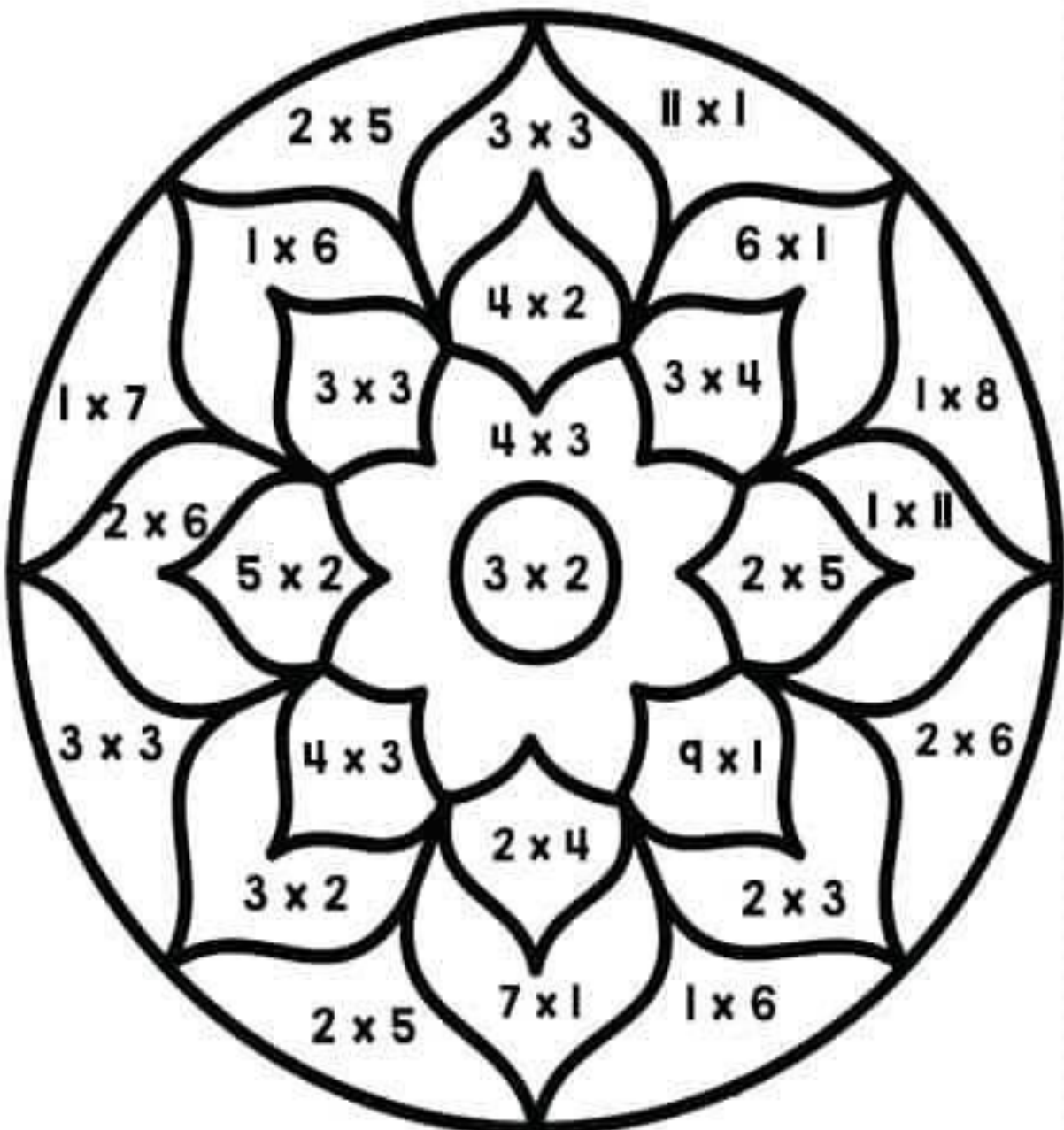
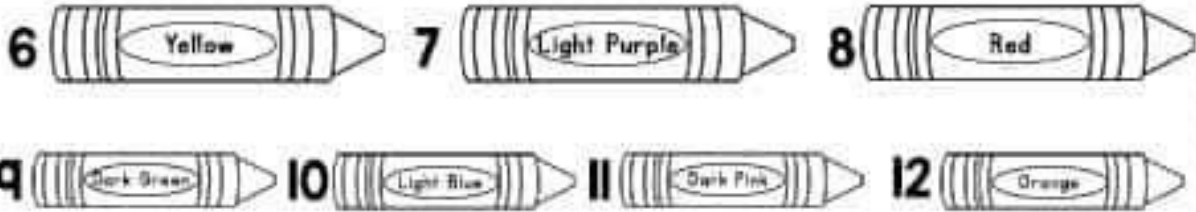
Adding two numbers

$15 + 25 =$	15 and 25	Sum = 40
<input type="text"/>	<input type="text"/>	<input type="text"/>

When you do some works on the computer ...

		
<input type="text"/>	<input type="text"/>	<input type="text"/>

Color by Multiplication



Summer Cryptogram

Can you find the words by using the key below?

A	B	C	D	E	F	G	H	I	J	K	L	M
N	O	P	Q	R	S	T	U	V	W	X	Y	Z

1.

2.

3.

4.

5.

6.

7.

8.

9.

10.

11.

11.

12.

13.

14.



Week -1

Physical activity -Do 5 poses daily(tree, butterfly, cobra) draw your favourite pose on an A4 sheet.

Craft - Make a planter using plastic bottle, empty tin can etc.

Hindi-अगर आपको गर्मी के मौसम में कुछ ठंडा बनाने के लिए कहा जाए तो आप क्या बता पसंद करेंगे ? उस पेय पदार्थ अथवा व्यंजन का नाम लिखिए तथा उसमें पाए जाने वाले पोषक तत्वों और उससे होने वाले शारीरिक फायदों का सचित्र वर्णन कीजिए तथा सबके खाने पीने के बाद उन बर्तनों को धुलते ।हुए एक चित्र खींचकर A4 शीट पर लगाते हुए कार्य पूर्ण करें ।

Help at home-Help in arranging your room and folding clothes and find out how many small , large, medium, and extra-large T-shirt you have.

EVS- Go to grandparents house and mingle with them .Take a picture with them and make a photo frame using waste materials(cardboard, wool, pista cell and pencil peeling)

Week-2

Physical activity-Catch and throw ball run and touch ,roll he ball and stop it .

Craft activity-Make a bird house using waste materials hang it on your roof make a video and send it in class group.

Maths- Create a pictograph on an A4 sheet to represent the following data: The different types of waste (plastic, paper, glass, organic) generated by your household in a week.

Mark 1 unit for each item the waste is generated.

Help at home-Help in the kitchen (washing vegetables sorting fruits)

EVS- Go on a walk with your parents and collect dry leaves and make a nature collage on an A4 sheet .

Hindi-प्रश्न १ - घर में पड़े अपशिष्ट पदा(waste material)से गत्ते कार्डबोर्ड के चौकोर टुकड़े पर एक पेड़ बनाइए और उसे पेड़ पर वास्तविक (real leaf) को लगाकर उन पत्तियों पर कागज़ के छोटे - छोटे गोला कार आकार काट कर उस पर अपने परिवार के सदस्यों के नाम के साथ - साथ उन्हें गर्मी में क्या- क्या करना पसंद है लिखकर पत्तियों पर लगाएं ।

उदाहरण - दादी - आम का आचार बनाना ।



Week -3

Physical activity-play any game with family/friend and go for a walk.

Language activity-Write a letter to Mother Earth (8-10lines) on an A4 sheet.

Craft-Wax art on drawing sheet.

Maths- Measure the length of your bed and study table with your hand span and arm span and note it down on an A4 sheet .

Help at home -Segregate dry and wet waste at home and use a plastic bottle to make compost .

EVS- Visit your kitchen and make a list if items on an a4 sheet which comes from plants and which comes from animals.

Hindi-

अपने परिवार के सदस्यों के साथ (दादा - दादी, नानी - नानी)के साथ बैठकर बातचीत के माध्यम से उनके बचपन में वो गर्मी की छुट्टियों में वो कौन - कौन सा खेल खेलना पसंद करते थे इसकी जानकारी प्राप्त करते हुए उस खेल से क्या - क्या फायदे तथा वो खेल कितने लोगों के साथ खेला जाता था इत्यादि चीज़ों के बारे में बात करते हुए एक A4 शीट पर उस खेल का काल्पनिक चित्र के साथ वर्णन करते हुए लिखे ।

उदाहरण -

खेल का नाम -

खेल का चित्र -

खेल से फ़ायदे -

कितने लोग -

Week -4

Physical activity- Listen to your favourite song or music and either dance on it or do zumba.

Language activity- Create your own imaginative story and represent it in the form of comic story on a4 sheet . Record a video and share your story in the class group.

Craft activity-Talk to your parents and research about natural colours and a drawing on drawing sheet and bring it to the school.

Maths-Dice game

Roll the dice for at least 5 minutes.Note down the numbers you receives .Now add the numbers .Who will get the more numbers will be the winner.

Help at home -Let them wash their plates after eating .

EVS-Take a ride on the E Bus in your city .Feel the difference between the buses which runs on petrol and on electricity .Share your feelings in the form of a poster on A4 sheet.



Music-Make your own musical instrument (use waste materials(bottle box,etc)

Decorate it nicely and give it a name

Hindi-"अगर मैं आम होता"

आप गर्मी की कोई एक चीज बन जाइए और उसकी तरफ से 10 लाइन की कविता लिखिए -

जैसे /- अगर मैं आम होता अगर मैं सूरज होता // अगर मैं मटका होता अगर मैं पंखा होता इत्यादि ।

जैसे- आपको अपना विषय चुनना है - "अगर मैं आम होता " तो एक A4 शीट पर बड़ा सा आम का चित्र बनाइए या फिर उसका आकार काटिए और उस पर अपनी कविता को लिखिए ।

उदाहरण के लिए कविता - "अगर मैं आम होता "

अगर मैं आम होता,

डाल पर झूलता हँसता होता,

पीला - पीला रंग मेरा,

बच्चों के संग मैं होता,

जब कोई मुझे खाता,

मीठी नींद मे सुख से वो सो जाता

