



Bhavdiya Public School, Ayodhya
Summer Holiday Engagement
Class - LKG
Duration: 4 Weeks
Theme: Think, Try, Discover

Dear Parents,

Warm greetings!

We have thoroughly enjoyed nurturing and guiding your little ones during the past months of this academic session. Their enthusiasm and love for learning have made our journey together truly joyful.

As the school now closes for the summer break of more than one and a half months, your children will have the opportunity to spend quality time at home. While they enjoy their well-deserved break, we encourage you to help make this vacation both joyful and enriching by involving them in simple, meaningful activities.

Here are a few suggestions:

Create a daily schedule for your child, including morning routines, physical activity, and quiet story time.

Encourage outdoor play by taking them to a park or garden. Reduce screen time by limiting access to television and mobile phones.

Involve them in light household chores such as arranging utensils or folding clothes.

Teach them to serve water to guests and family members, nurturing kindness and responsibility.

Have at least two meals together daily to promote family bonding and teach table manners.

Provide paper and crayons to encourage free drawing and creativity.

Introduce them to gardening by watering plants and learning about nature.

Share stories from your own childhood – it builds connection and curiosity.

Make reading a habit by reading aloud or encouraging independent reading.

Instill the use of polite words like please, sorry, thank you, and excuse me.

If you have pets, involve your child in caring for them.

Guide them in making their bed each morning and keeping their surroundings tidy.

Let them help in setting and clearing the dining table.

We look forward to welcoming our little learners back after the break, refreshed and ready for more exciting learning experiences.

Warm regards,

Class Teacher

L.K.G Activity Plan

(Question-Based – Without Question Marks)

Week 1: Nature Magic

Physical Activity

Tell how many jumps you can do after picking leaves

Language Activity

Tell the name and colour of your favourite fruit or flower

Craft Activity

Make prints using leaves and tell the shapes you see

Maths

Count the leaves you collected and tell which are big and small
Help at Home and paste on A4 sheet.

Tell what happens when you water plants daily

Environmental Science

Tell when we see the sun and when we see the moon

Week 2: Tiny Artists

Physical Activity

Show what you do when the music stops.

Language Activity

Tell the name and colour of your favourite toy

Craft Activity

Make an animal face with help of colourful paper .

Maths

Find a circle, square and triangle object in your home.

Help at Home

Arrange your toys from big to small

Environmental Science

Find out which things float and which things sink and draw on A4 sheet and colour it .

Week 3: Healthy kids

Show what you do when you hear a fruit name.

Language Activity

Name different fruits and vegetables on A4 sheet .

Craft Activity

Do the finger painting activity on A4 sheet.

Maths

Search for fruits or vegetables at home and count them. Send a video of the activity.

Help at Home

Arrange fruits nicely in a basket and share a picture.

Environmental Science

Tell which food is healthy and which is junk and draw on A4 sheet and colour it.

Week 4: Little Explorers

Physical Activity

Hop like a bunny from one place to another

Language Activity

Speak five words that begin with the same letter.

Craft Activity

Make a paper boat and check if it floats.

Maths

Count the objects and tell which are more and less.

Help at Home


Keep books and toys in the right place.

Environmental Science

Listen to bird sounds and tell how many different sounds you hear .

My five senses

Draw a line to match the picture that relates best to each sense.



Body parts

Identify and match the body parts



eyes



nose



leg



arm




ear



mouth


Write the First Letter of Pictures (Capital)






















Count And Write

Count the fruits and write the number in the box



सही स्वर पर गोला लगाएं



आ अ ऊ इ



ऊ इ ई अ



अ उ ऊ इ



आ ई ऊ इ



आ अ ऊ इ



आ अ इ ऊ