



Bhavdiya Public School, Ayodhya
Summer Holiday Homework
Class IV

Dear Parents,
Warm Greetings!

The new academic session began with lots of excitement, smiling faces, and joyful learning experiences. Though it has been only a short journey of one and a half months together, our little learners have already started feeling comfortable, confident, and happy in their school environment.

We truly enjoyed watching them learn new things, make friends, participate in activities, and grow each day with curiosity and enthusiasm. Now it is time for a refreshing summer break filled with fun, family bonding, creativity, and learning through everyday experiences.

Summer vacation is a wonderful opportunity for children to relax, explore, and spend quality time with their loved ones. We encourage you to help your child continue learning in simple and joyful ways.

Here are few Suggestions for a Happy and Fruitful Vacation

- ❖ **Encourage your child to read books daily.**
- ❖ **Help them practice good habits like arranging toys, folding clothes, and keeping their room clean.**
- ❖ **Spend quality family time by talking, playing indoor games, and sharing stories.**
- ❖ **Motivate your child to draw, colour, dance, sing, and explore creative activities.**
- ❖ **Encourage outdoor play and simple physical activities for a healthy routine.**
- ❖ **Teach your child to care for nature by watering plants and feeding birds.**
- ❖ **Limit screen time and encourage more interactive and hands-on experiences.**
- ❖ **Revise simple concepts taught in class through fun activities and conversations.**
- ❖ **Let your child enjoy the beauty of summer mornings and evenings with family walks and playful moments.**

Your love, encouragement, and involvement make a big difference in your child's learning journey. Together, let us help our little ones grow into happy, confident, and responsible learners.

Wishing you and your family a joyful, safe, and refreshing summer vacation!

Regards,
BPS

Week 1

Physical Activity

Fun Warm-up & Exercise

Daily (15–20 minutes)

Light jogging – 3 minutes

Jumping Jacks – 15 × 2

Arm rotation & stretching

Animal walk (frog jump / duck walk)

Task:

Draw any 2 Yoga pose

Write 3 benefits of Yoga pose

Maths

Observe any one family member while preparing a meal, drink, or dessert.

Steps:

Write the name of the dish.

List all ingredients with their quantities.

(Example: 2 cups flour, 1/2 spoon salt, 250 ml milk)

1. How many ingredients were used in total?
2. Which ingredient was used in the biggest amount?
3. Which ingredient was used in the smallest amount?
4. If 1 cup = 250 ml, how many ml are in 2 cups?
5. If your recipe uses 3 cups of water, how many ml is that?
6. Which ingredient do you think is most important in your recipe? Give reason

Do it on A4 Sheet.

EVS

Eat meals with your children at least twice. Tell them about the importance of farmers and their hard work. And tell them not to waste their food.

Let them wash their own plates after eating. Through such work, children will understand the value of hard work.

As you do all these 4 activities with children click pictures and make a scrapbook out of it.

Decorate the scrapbook and bring it to the school.

Art

Craft Activity

Make a Hanging Cat Planter from Waste material

How to do:

- Collect an empty plastic bottle and rope.
- Cut the bottle in half. Use the bottom part.
- Paint it white, yellow, or pink like a cute cat.
- Draw cat eyes, nose, whiskers, and ears with a marker.
- Make 2 small holes on top and tie rope to hang.
- Fill it with soil and plant a small flower or plant.
- Hang your happy cat planter on the wall or balcony.

Week - 2

Physical Activity

Strength & Movement

Daily (15-20 minutes)

- Spot running - 2 minutes
- High Knees - 20 × 2
- Squats - 10 × 2
- Plank hold - 15-20 seconds
- Stretching & deep breathing

Task:

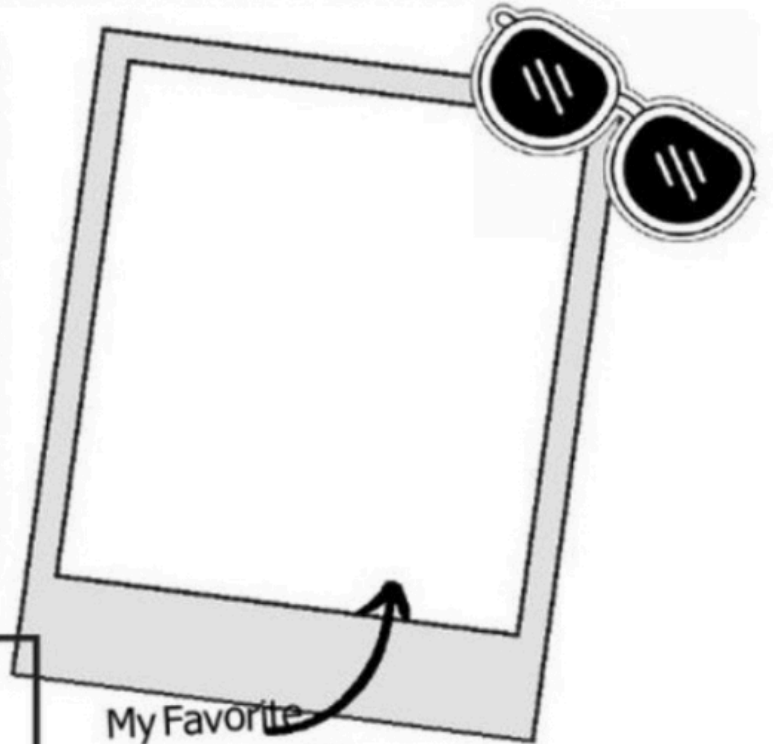
Draw your favorite healthy food.

Write 5 healthy food items you eat at home.

SUMMER PLANS

write about some of the plans you have for your summer break!

Which places do you want to visit?



Hobbies you would like to try:

My Favorite
Summer outfit

Activities you want to
participate in:



Maths

This summer, go to a nearby shop, supermarket, or mall with your parents.

Observe how buying and selling happens in real life.

Buy at least 5 items with your parents.

Write in your note book

Item Name.	Price.	Quantity.	Total Cost
------------	--------	-----------	------------

You have ₹1000.

1.How much did you spend?

2.How much money is left?

3.Which item did you buy in the greatest quantity?

4.If you buy double of that item, what will be the new cost?

Do it on A4 Sheet.

***Write a short conversation between you and the shopkeeper in small paragraph.**

EVS

Motivate your children to sow seeds to create a kitchen garden.

Knowing about trees and plants is also important for the development of your child.

Art

Craft Activity

Make a Bird House Using Waste Material

- you can use an empty plastic bottle or old milk carton.
- Prem, collect old cardboard boxes or shoe boxes from home.
- Prem, keep waste coconut shell or empty tin can ready.
- you will need rope, old cloth pieces, and bottle caps.
- arrange glue, scissors, and paint for decoration.

Name: _____

Date: _____

FUN RIDDLES

Use the key to break the code.

A	B	C	D	E	F	G	H	I	J	K	L	M
												
N	O	P	Q	R	S	T	U	V	W	X	Y	Z
												









16. What gets wet while drying?


17. What five-letter word becomes shorter when you add two letters to it?

18. What word begins and ends with an E but only has one letter?

19. What is always in front of you but can't be seen?

20. The more you take, the more you leave behind. What am I?

Maths

Walk around your home and find at least 10 objects that match different 3D shapes.

Object.	3-D Shape.	Why?
Dice.	Cube	All sides are equal
Water bottle.	Cylinder.	It can roll

- 1.Which shape did you find the most?
- 2.Which shape was the hardest to find?
- 3.Which objects can roll? Why?
- 4.Which objects can slide? Why?
- 5.Which objects can both roll and slide?

Do it on A4 sheet.

E.V.S

Bring some story books with colorful pictures for your children and read out stories to them and let read stories as well.

Keep your children away from TV, mobile phones, computers and electronic gadgets. They have to spend his whole life around them.

As you do all these 4 activities with children click pictures and make a scrapbook out of it.

Decorate the scrapbook and bring it to the school.

Week 4

Physical activity

Play with Family

Play any outdoor game (20-30 minutes daily)

Walking with family

Task:

Write 4-5 lines on:

“Mera pasandida khel”

Draw yourself playing a game

English

A Day Without Electricity

Imagine that there was no electricity for one whole day.

Write a creative paragraph/story (120-150 words) describing:

● **What happened at your home and around you**

● **Problems you faced**

Activities you did without TV/mobile phones

● **How people managed their work**

● **What you learned from the experience**

Do it on A4 sheet.

Maths

January 2026							February 2026							March 2026						
Sun	Mon	Tue	Wed	Thu	Fri	Sat	Sun	Mon	Tue	Wed	Thu	Fri	Sat	Sun	Mon	Tue	Wed	Thu	Fri	Sat
				1	2	3	1	2	3	4	5	6	7	1	2	3	4	5	6	7
4	5	6	7	8	9	10	8	9	10	11	12	13	14	8	9	10	11	12	13	14
11	12	13	14	15	16	17	15	16	17	18	19	20	21	15	16	17	18	19	20	21
18	19	20	21	22	23	24	22	23	24	25	26	27	28	22	23	24	25	26	27	28
25	26	27	28	29	30	31								29	30	31				

1. Aryan's birthday is on the second Friday of February 2026. What is the date of his birthday?

Ans. _____

2. If a game is played every 7 days starting from January 3, on which dates will the game be 3. played in January?

Ans. _____

4. If today is March 12, 2026, what day will it be after 15 days?

Ans. _____

5. If today is 14 March 2026, what will be the date after 2 weeks and 3 days?

Ans. _____

6. What is the sum of all Sundays' dates in March 2026?

Ans. _____

7. Which date in February 2026 comes after 3 Mondays and before 2 Fridays?

Ans. _____

8. If you skip-count dates by 4 starting from February 3, which date will be the 7th jump?

Ans. _____

Take a printout.

E.V.S

Let them keep any pet like a dog, cat, bird, or fish, as the company of pets is very important for a child's emotional and social development.

Spending time with pets also helps children feel happy, relaxed, and emotionally secure.

As you do all these activities with children click pictures and make a scrapbook out of it.

Decorate the scrapbook and bring it to the school.

Art


Art Activity

. After talking to your parents and research the popular art from Uttar Pradesh will make a chowk drawing on a drawing sheet

- Chowk Purna is a special art from Uttar Pradesh.
- People make it in homes for good luck and happiness.
- We use dots and lines to make big designs.
- Talk to your parents and learn more about it.
- Now make your own Chowk Purna on a drawing sheet.
- Use red, yellow, green and blue to make it colorful.
- This art tells stories of our culture. Let's be proud!

Computer Holiday Homework

Q-1 Read the clues carefully and complete the crossword



Across

- 2. I hold the start up instructions that prepare a computer to use
- 5. I am also an optical storage device store from 4.1 GB to 17 GB of data
- 6. I am an optical storage device store up to 700 MB of data
- 8. I am the built-in memory
- 9. I am a storage medium used for mobiles, digital cameras and music players

- 10. I am a new optical disk store 50 GB of data

Down

- 1. I store the information for a longer period.
- 3. I am the main storage medium for computers
- 4. I am the most popular data backup device
- 7. I store the information temporarily.

Q-2 Draw a line and match the correct icon with their label.


1. Save



2. Undo



3. Repeat



4. Paste



5. Copy



6. Cut



7. Bold



8. Italic



9. Underline



10. Font



11. Size



Q-3 Converting data units-

A. Using the help sheet, work out the missing data values.

1) 10 KB = _____ MB

2) 500 MB = _____ GB

3) 2 TB = _____ GB

4) 3.5 GB = _____ MB

5) 256 KB = _____ GB

6) 1.5 MB = _____ B

7) 8 GB = _____ TB

8) 20 TB = _____ GB

9) 64 KB = _____ TB

10) 1.2 GB = _____ MB

B. Convert the data units into GB.

1) 50 GB = _____ GB

2) 500 MB = _____ GB

3) 1.2 TB = _____ GB

4) 1000 KB = _____ GB

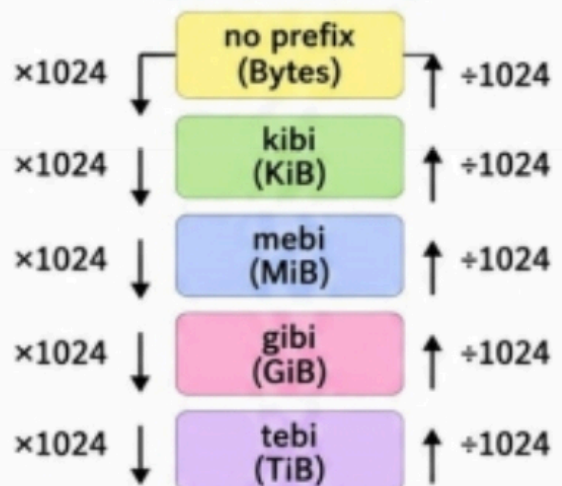
5) 5 GB = _____ GB

6) 2 MB = _____ GB

7) 3.5 GB = _____ GB

8) 20 TB = _____ GB

HELP SHEET



QUICK RULES

- 1024 Bytes (B) = 1 Kibibyte (KiB)
- 1024 Kibibytes (KiB) = 1 Mebibyte (MiB)
- 1024 Mebibytes (MiB) = 1 Gibibyte (GiB)
- 1024 Gibibytes (GiB) = 1 Tebibyte (TiB)

ग्रीष्मकालीन अवकाशीय गृहकार्य

कक्षा-४ विषय - हिन्दी

प्रथम सप्ताह

दादी माँ के नुस्खे" (Traditional Recipes)

गर्मियों के खान-पान के पीछे का तर्क समझना।

गतिविधि: घर के बड़ों के साथ मिलकर 'आम पन्ना', 'सत्तू का शरबत' या 'नींबू पानी' बनाना सीखें।



|| ☀️ गर्मियों के पेय पदार्थ ☀️



|| 🥤 पेय पदार्थ का नाम : _____

||

|| 📝 सामग्री : मात्रा : लीटर/ मि० ली० / ग्राम / स्वादानुसार

|| _____

|| _____

|| _____

|| _____

||

|| 🧑‍🍳 🔍 बनाने की विधि :

|| _____

|| _____

|| _____

|| _____ |

||

|| 😊 स्वाद : _____ |

* पेय पदार्थ में मिलने वाले पोषक तत्वों की रचनात्मक सूची बनाइए।

सामग्री	पोषक तत्व
_____	_____
_____	_____
_____	_____
_____	_____

द्वितीय सप्ताह

विभिन्न फलों का स्वाद * फलों की दुनिया सेहत का खजाना *

अपने परिवार के सभी सदस्यों के पसंद के, गर्मी के मौसम में मिलने वाले फलों को खाएँ व उनके बीजों को एकत्रित करके, अलग-अलग बीजों को गीली मिट्टी में डालकर गोले (सीड बॉल्स) बनाकर धूप में सुखाइए व विद्यालय खुलने पर हिन्दी अध्यापिका के पास जमा कराइए।

*** तृतीय सप्ताह***

बीजों की यात्रा (Seed Germination)

जीवन की शुरुआत देखने के लिए।



उगते और बढ़ते बीज



बीज (प्रथम सप्ताह)

अंकुर (द्वितीय सप्ताह)

उगता पौधा(तृतीय सप्ताह)

पौधा (चतुर्थ सप्ताह)

⇒ प्रत्येक अवस्था का चित्र बनाइए और रंग भरिए।

☀ पानी + धूप + मिट्टी = 🌱 जीवन 🌱

*** चतुर्थ सप्ताह***

पारिवारिक जुड़ाव - बचपन की यादें

प्रिय अभिभावक !

अपने बच्चे को, अपने बचपन के खेल, खान-पान, तथा कहानी सुनाना, शाम का नाश्ता लड़या, चना-गुड़, शरबत इत्यादि को साथ में बैठकर खाना, बिना मोबाइल फोन या टी. वी के उनके साथ कुछ समय बिताना जैसी गतिविधियों से जोड़िए तथा अपने बच्चे में आए हुए बदलाव को देखिए तथा किसी एक विशेष पल के चित्र के साथ एक प्रशंसा पत्र अपने बच्चे से लिखवा कर अपने हस्ताक्षर के साथ कलात्मक रूप से कार्ड बोर्ड पर लगाकर भेजिए -

बच्चे की अपनी क्रियात्मकता के अनुसार करवाएँ -

Art

Drawing activity

Wash painting on drawing sheet

- Wash painting means painting with watercolors mixed with lots of water.
- It makes soft, light, and see-through colors.
- We use a big brush to spread color smoothly.
- It is used for backgrounds like sky, water, or leaves.
- First we wet the paper, then add color.
- Colors mix together and look dreamy.
- In the flower photo, green wash is used for background.
- Wash painting is fun and easy for children to try.