



**Bhavdiya Public School**  
**Summer Holiday Homework - Class 2**  
**Theme - Explore & discover**

**Dear Parents,  
Warm Greetings!**

The beginning of this academic session has been filled with laughter, learning, creativity, and wonderful classroom experiences. Our little learners have settled beautifully into their new environment and are growing more confident, active, and responsible each day. It has been a pleasure watching them participate in activities, make new friends, and explore learning with excitement and curiosity.

As summer vacation begins, children will now have time to relax, refresh, and create beautiful memories with their families. Vacations are a great opportunity for children to learn through everyday experiences in a happy and stress-free way. We request you to support and guide your child by encouraging simple habits and meaningful activities during the holidays.

**A few simple ways to make this vacation enjoyable and meaningful:**

- ❖ **Encourage your child to read aloud for a few minutes every day.**
- ❖ **Allow them to help in simple household tasks like arranging books, folding clothes, or watering plants.**
- ❖ **Spend quality family time through conversations, storytelling, and indoor games.**
- ❖ **Motivate your child to draw, colour, sing, dance, and express their creativity freely.**
- ❖ **Encourage outdoor games and physical activities to keep them active and healthy.**
- ❖ **Help your child practice kindness, sharing, and the use of polite words in daily life.**
- ❖ **Limit screen time and involve children in more interactive and hands-on activities.**
- ❖ **Encourage cleanliness by guiding them to keep their room and belongings organized.**
- ❖ **Develop care for nature by planting seeds, feeding birds, or observing the surroundings.**
- ❖ **Let children enjoy the simple joys of summer through walks, games, and happy moments with loved ones.**

Small daily efforts at home help children become independent, confident, disciplined, and joyful learners. Your continuous support and encouragement play an important role in your child's overall growth and learning journey.

We hope our little stars enjoy a safe, cheerful, and memorable summer vacation filled with fun and learning. We look forward to seeing them back with smiling faces and wonderful experiences to share.

Regards  
BPS

# Week - 1 : My Body & Healthy Me

## 1. Physical Activity

Target Throw

How to do: Throw ball into bucket/target

How much: 10 throws, 3 rounds

Where: Home / ground

With whom: Parents / siblings.

## 2. Language Activity

Draw 5 pictures of healthy food and junk food and write 5 lines about healthy food and junk food on an A4 sheet and colour it.

## 3. Craft Activity

Make a planter using waste material like plastic bottles and tin.

## 4. Maths

Count how many glasses of water you drink daily. Make a 5-day chart.

### Number of days

Days	Morning	Noon	Evening	Night
Day 1				
Day 2				
Day 3				
Day 4				
Day 5				

Count the number of glasses in total for 5 days and draw it on an A4 sheet.

## 5. Help at Home

Help your elders in washing fruits and vegetables and arrange them in the refrigerator.

## 6. Environmental Science


Remove tiny weeds from pots. Explain which plant is the guest and which is the owner. Make a small video and share it in the group.

## 7. Hindi

अवकाश की अवधि में आप कभी सब्जी व फल खरीदने बाजार गए होंगे। आपने बाजार में मौसम के कौन-कौन से फल और सब्जियां देखीं व खरीदीं। उनका चित्र A4 शीट पर बनाकर रंग भरें व नाम भी लिखें तथा उनका मूल्य भी लिखें।

Preposition (in , on , under)


Where is the hamster?



in  
 on  
 under




in  
 on  
 under




in  
 on  
 under




in  
 on  
 under




in  
 on  
 under



in  
 on  
 under



in  
 on  
 under



in  
 on  
 under

Arrange the numbers in descending order:

<b>28</b>	<b>43</b>	<b>35</b>	<b>26</b>	<b>34</b>

<b>48</b>	<b>43</b>	<b>16</b>	<b>46</b>	<b>14</b>







<b>15</b>	<b>21</b>	<b>42</b>	<b>31</b>	<b>50</b>

Arrange the numbers in ascending order:

<b>40</b>	<b>23</b>	<b>25</b>	<b>32</b>	<b>38</b>

<b>3</b>	<b>21</b>	<b>28</b>	<b>12</b>	<b>18</b>

Which picture comes first? Write number in the circle.



## COMPUTER DEVICES AND TYPES

FIND THE FOLLOWING WORDS IN THE PUZZLE.



CASE



PRINTER



WEBCAM



TABLET



SMARTPHONE



LAPTOP



MONITOR



HEADPHONES



SPEAKERS






KEYBOARD



Q-2 Look at the pictures and write the places where computers are used.

Supermarkets    Airport    Offices    School  
Hospital    Banks    Home    Making films



## वर्ग पहेली

नीचे दी गई वर्ग पहेली में गिनती ढूँढकर गोला लगाओ -

का	स	टा	टे	क्ष	ता	पा	स	दो	म
अ	छ	र	मै	त्र	तू	न	अ	सी	र
य	मै	र	उ	सा	ख	स	त	ई	गा
अ	पाँ	द	र	प	घ	म	म	छ	हा
उ	आ	फ	व	छ	ह	ऊ	ल	वा	र
र	ठ	टा	ती	वा	रू	ल	द	था	ग
स	त्र	या	न	जा	ज	अ	ग	स	ब
प्र	द	र	ग	ए	ता	चा	र	टा	र
औ	ई	स	मा	क	श	नौ	द	कि	सा
डा	न	छ	सी	भ	ऊ	वा	न	य	त

एक, दो, तीन, चार, पाँच, छह, सात, आठ, नौ, दस



# Week - 2 : Little Scientist at Home

## 1. Physical activity

Animal Race

How to do: Do frog jumps, bear walk, and crab walk race.

How much: 2–3 rounds daily

Where: Park / Open area

With whom: Family / Friends”

## 2. Language activity

Observe the weather for 5 days and note whether it is sunny, cloudy, rainy, or windy. Write what clothes you wore and one thing you saw in the sky each day. At the end, write 3–4 lines about your weather observation on an A4 sheet.

## 3. Craft activity

Make a birdhouse using waste material. Hang it on your roof or balcony, make a video, and send it to the group.

## 4. Maths

Count 10 objects at home made of plastic, wood, and metal. Make 3 groups and write the total of each group on an A4 sheet.

## 5. Help at home

Help in sorting dry and wet waste at home. Take two dustbins and label them as Dry Waste and Wet Waste. Put the waste in the correct bin daily and learn the importance of cleanliness and recycling.

## 6. Environmental science

Perform a simple sink and float activity and write which object sinks and which floats. Take out a printout of the worksheet.

Objects

Predictions

Results



Apple



Egg



Leaf



Spoon



Coin



Ice Cube

## Week - 3 : Nature around me

### 1. Physical activity

Skipping Rope

How to do: Jump with rope

How much: 20 jumps × 3 sets

Where: Open space

With whom: Alone / friends.

### 2. Language activity

Find 3 animals from a book or video, write one fact each on an A4 sheet (eg-Elephant has trunk).

### 3. Craft activity

After discussing with your parents and researching natural colours, make a drawing on a drawing sheet using natural colours and bring it to school e.g - Turmeric, Green leaves, Marigold etc.

### 4. Maths

Where did you find the biggest and smallest number in your house? Search and tell your parents.

### 5. Help at home

Fold small clothes and send a picture.

### 6. Environmental science

Take black gram (chana) and green gram (moong). Soak the seeds overnight. Keep them in a wet cloth or container for 2 - 3 days. Observe the sprouts daily.

**What did you observe?**

Day 1	
Day 2	
Day 3	

Draw and write about the sprout growth for each day on an A4 sheet.

### 7. Hindi

ग्रीष्मावकाश में आप कहाँ-कहाँ गए तथा क्या-क्या देखा? A4 शीट पर चित्र बनाइए तथा अपना यात्रा वृत्तांत 5 लाइन में लिखिए।

# Week - 4 : Clean and Green Surroundings

## 1. Physical activity

Balance + Object Walk

How to do: Walk straight line holding an object

How much: 5 forward + 5 backward

Where: Home / terrace

With whom: Parents.

## 2. Language activity

Visit a market with parents and collect names of:

5 fruits and vegetables

5 things starting with the same letter.

Write down on an A4 sheet.

## 3. Craft activity

Make an Earbud painting on a drawing sheet.

## 4. Maths

Make a butterfly, House or Robot using matchsticks and count the total number of matchsticks used in making all these things on an A4 sheet.

## 5. Help at home

Help in watering plants and washing cars and send a picture to the group.

## 6. Environmental science

Open your kitchen spice box and explore different spices with the help of your parents. Observe the colour, smell, and uses of different spices found in your kitchen.

Complete the table given on the next page by filling in the details of atleast 5 spices. Write the completed table neatly on an A4 sheet.

## My Spice Exploration

Spice name	Colour	Smell	Used in